

Jeffrey B. Witty, M.D.
North Oaks Orthopaedic Specialty Center
Hammond, LA 70403
Day phone: (985) 230 – 2663
After hours number: (985) 345 - 2700
Fax: (985) 230 – 2665
Website: drjeffreywitty.com



Postoperative Meniscus Repair Instructions:

Important Phone Numbers:

- Please see the contact information above for important phone numbers to call.
- If you have concerns after hours, please call the “After hours number” to reach our on-call services.

Physician Followup:

- Appointments for post surgery followup can be made one of two ways.
 - o Either call the day phone number above to make an appointment with the doctor yourself.
 - o The nursing staff at our facility can make the appointment for you
 - o The time to your first followup will be confirmed prior to leaving for the day.

Weightbearing:

- Do not put weight on your leg until notified by physician.

Brace:

- Please refer to handout or website for hinged knee brace use.
- You will be provided a hinged knee brace either before or after surgery
- The brace should be left on and LOCKED with knee in full extension until your appointment with Dr. Witty. This includes sleeping.
 - o Exceptions:
 - The brace may be removed for showers. Keep the knee straight while in shower.
 - The brace may have the straps released (see image below) to let the knee “breathe”, but the knee should remain straight while doing this.

Jeffrey B. Witty, M.D.
North Oaks Orthopaedic Specialty Center
Hammond, LA 70403
Day phone: (985) 230 – 2663
After hours number: (985) 345 - 2700
Fax: (985) 230 – 2665
Website: drjeffreywitty.com



- - If your therapy starts before you see Dr. Witty.
 - Knee motion should start NO SOONER than 72 hrs after surgery. Contact Dr. Witty's office if you are instructed otherwise!

Nerve Block Information:

- The anesthesia team may have placed a nerve block prior to surgery
- A nerve block is a procedure where numbing medication is injected around the nerves that travel to your knee.
- It should provide 8 – 12 hours of relief. During that time, the knee may feel numb and you may even be unable to move the extremity.
- Start taking your pain medication immediately when you start to feel any pain even if it is minimal.
- Monitor your skin closely and place a towel between the skin and any ice pack to avoid frost bite. This is important when the block is working because you will not be able to feel anything.

Recovery at Home:

- If you are discharged the day of surgery, the first meal at home should be clear liquids. Slowly increase to other easily tolerated meals (ex. rice cakes, soup) to prevent any nausea. Taking your pain medication with some food may help.
- If you have received a nerve block, it will often begin to wear off later in the evening. Take the pain medication right when you begin to feel any pain. (See Nerve Block section below)

Jeffrey B. Witty, M.D.

North Oaks Orthopaedic Specialty Center

Hammond, LA 70403

Day phone: (985) 230 – 2663

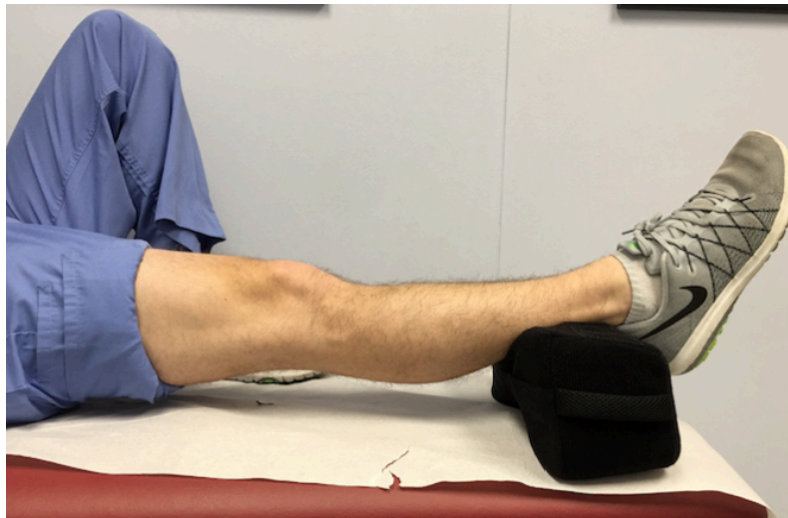
After hours number: (985) 345 - 2700

Fax: (985) 230 – 2665

Website: drjeffreywitty.com



- Apply an ice pack as much as possible for 3 days to help minimize pain and swelling after surgery. After 3 days, try to apply the ice pack for about 30 minutes to an hour when you experience pain. It is common to use the ice packs for the first few months after surgery when the knee gets sore, especially after therapy. Ice therapy has been shown to be as effective as narcotic pain medication so it is an important addition to the post-operative regimen. If you have a specialized ice and compression machine, use per instructions provided by the device representative.
- Try to get up and move around as much as possible with your crutches.
- Prop your leg up by placing a bump of pillows or similar underneath the calf, ankle, or foot area. This will help gravity pull your knee straight. This can be done in or out of the brace. (See below)



- If you begin to have painful swelling, redness, temperature greater than 100.4, or drainage from your incision, call Dr. Witty's office immediately.

Jeffrey B. Witty, M.D.
North Oaks Orthopaedic Specialty Center
Hammond, LA 70403
Day phone: (985) 230 – 2663
After hours number: (985) 345 - 2700
Fax: (985) 230 – 2665
Website: drjeffreywitty.com

Wound Care and Dressing Change:

- You will typically have a large tan/brown colored ACE type of wrap around the leg from the foot to the thigh. In some cases you may have a stocking instead. You may or may not have a brace applied.
- Please note that the illustration of the surgical incisions on this form may be different depending on your specific procedure.



- This can be removed 3 days after surgery.
- Simply unwrap the bandage.

Jeffrey B. Witty, M.D.
North Oaks Orthopaedic Specialty Center
Hammond, LA 70403
Day phone: (985) 230 – 2663
After hours number: (985) 345 - 2700
Fax: (985) 230 – 2665
Website: drjeffreywitty.com



- - Underneath will typically be some padding material and underneath that material will be gauze like material. You may see some blood on the bandages.



- - Underneath the gauze will be either small tape like dressings called Steri-strips or you will see the incision and any sutures / skin clips themselves.

Jeffrey B. Witty, M.D.
North Oaks Orthopaedic Specialty Center
Hammond, LA 70403
Day phone: (985) 230 – 2663
After hours number: (985) 345 - 2700
Fax: (985) 230 – 2665
Website: drjeffreywitty.com



○

- There may be a thin yellow gauze directly on the surgery incision.



○

- Incisions are typically closed with metal skin clips, non-absorbable (non-dissolving sutures), or absorbable (dissolving) sutures.
- The first time you remove the dressings, the Steri-strips or the yellow gauze may be left in place if they are stuck to the skin and do not peel off easily. They will eventually fall off. Change your dressing once a day with 4 inch by 4 inch gauze and re-wrap the ACE bandage or reapply the stocking over the

Jeffrey B. Witty, M.D.
North Oaks Orthopaedic Specialty Center
Hammond, LA 70403
Day phone: (985) 230 – 2663
After hours number: (985) 345 - 2700
Fax: (985) 230 – 2665
Website: drjeffreywitty.com

gauze. You may also use absorbent adhesive dressings and re-wrap with the ACE or the compression stocking.



- - You may stop the dressing changes once the gauze has no spotting or drainage on it for a 24 hour period. You may remove the Steri-strips or the yellow gauze at this time – even if it is stuck to the skin.

Jeffrey B. Witty, M.D.
North Oaks Orthopaedic Specialty Center
Hammond, LA 70403
Day phone: (985) 230 – 2663
After hours number: (985) 345 - 2700
Fax: (985) 230 – 2665
Website: drjeffreywitty.com



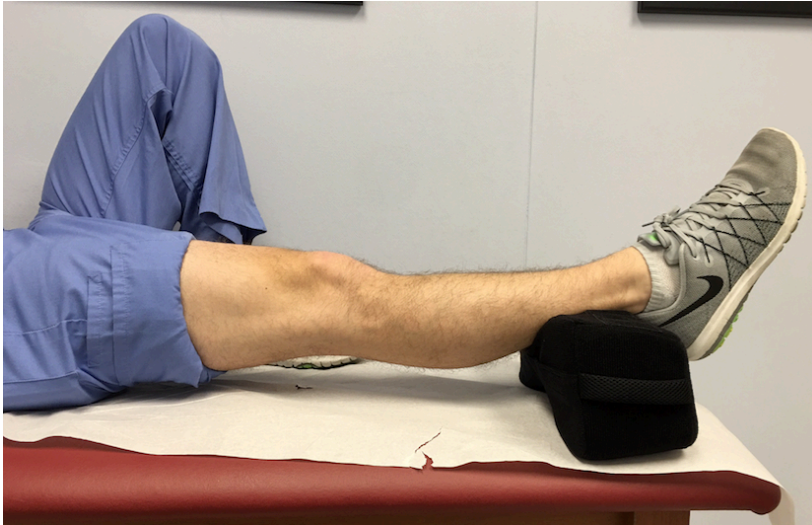
Exercises: Refer to drjeffreywitty.com under “Patient Education Videos” to see demonstrations of the exercises below.

- The following simple exercises can be started immediately (same day) after surgery. These should be done while lying on a bed or seated on the floor.
 - Heel prop
 - Towel stretch for extension
 - Quad sets
 - Ankle pumps
 - Calf stretches

1) Heel Prop

- a. Prop bolster/bump underneath ankle to allow gravity to pull knee straight
- b. Bolster/bump can be made of anything soft, but should allow the ankle to be high enough to allow the knee to fall into extended (straight) position
- c. This may be performed as much and as long as patient comfort allows
 - i. Goal for at least 5 – 10 times per day for about 5 minutes each time
 - ii. In addition, whenever the patient is sitting, the patient should be performing the heel prop as described above.

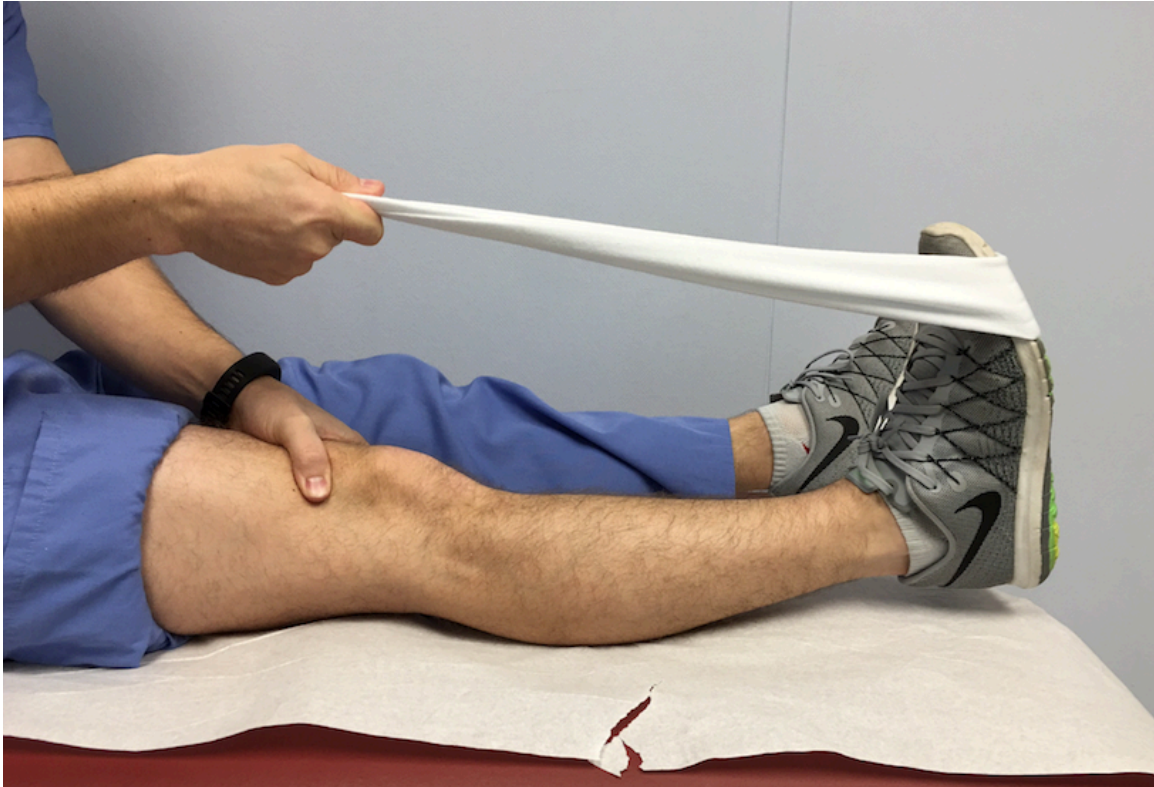
Jeffrey B. Witty, M.D.
North Oaks Orthopaedic Specialty Center
Hammond, LA 70403
Day phone: (985) 230 – 2663
After hours number: (985) 345 - 2700
Fax: (985) 230 – 2665
Website: drjeffreywitty.com



2) Towel stretch for extension

- a. Use a towel or sheet that is long enough to reach the sole of the foot
- b. Place a hand just above the knee cap
- c. While the hand holds downward pressure stabilizing the knee, pull back on the towel to stretch the knee straight
- d. Most people will have some degree of hyperextension. This exercise allows the patient to regain that motion
- e. Perform at least 10 sets of 10 repetitions 5 – 10 times per day and hold for 5 – 10 seconds each time

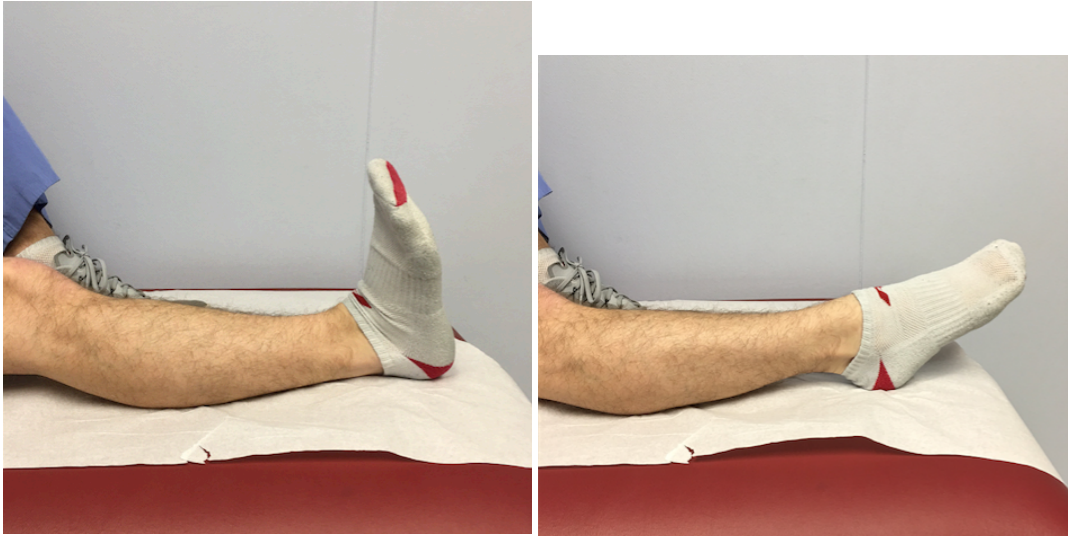
Jeffrey B. Witty, M.D.
North Oaks Orthopaedic Specialty Center
Hammond, LA 70403
Day phone: (985) 230 – 2663
After hours number: (985) 345 - 2700
Fax: (985) 230 – 2665
Website: drjeffreywitty.com



3) Ankle Pumps

- a. Dorsiflex (pull ankle and foot toward your head) and plantarflex (push ankle and foot away from your head)
- b. Hold for a few seconds before moving foot the other direction.
- c. Do this exercise whenever you are performing the other exercises

Jeffrey B. Witty, M.D.
North Oaks Orthopaedic Specialty Center
Hammond, LA 70403
Day phone: (985) 230 – 2663
After hours number: (985) 345 - 2700
Fax: (985) 230 – 2665
Website: drjeffreywitty.com



4) Quadriceps sets

- a. Perform in seated position
- b. Keep operative leg straight and tighten thigh muscles so that the back of the knee is pushed down into the floor, bed, or table.
- c. Perform 4 – 5 times a day and work up to 100 repetitions by the end of the day



Jeffrey B. Witty, M.D.
North Oaks Orthopaedic Specialty Center
Hammond, LA 70403
Day phone: (985) 230 – 2663
After hours number: (985) 345 - 2700
Fax: (985) 230 – 2665
Website: drjeffreywitty.com



Crutches or other assistive devices:

- Please review the following resource regarding the appropriate use of crutches and walking aids. This document is also available to download from our website.
<http://orthoinfo.aaos.org/topic.cfm?topic=a00181>

Showering:

- If weight-bearing is restricted, a shower chair or similar will be necessary.
- If not, a chair or similar may be needed for safety if you are still unsteady with your balance.
- Only start showers once your dressings have been dry for a 24 hour period.
Do NOT soak in the bath until cleared by physician.